

STERIDRY-TEST

Biological indicator of dry sterilization

TEST SUMMARY

Steridry-test is a biological indicator made of paper disks containing *Bacillus atrophæus* (*Bacillus subtilis* var. *niger*) ATCC 9372 dried spores, and a medium with an indicator of change.

This strain is not pathogenic and is not a toxin producer.

The heat resistance of spores in the bottle allows them to survive after a treatment by dry heat for 10-20 minutes at 160° C, while they die after exposure for longer periods of time and at higher temperatures.

Product manufactured according to Italian Official Pharmacopoeia and European Pharmacopoeia.

HOW USE

To control the sterilization process by dry heat, put into the sterilizer, one or more vials of Steridry-test, containing the paper diskette, where the conditions for sterilization are critical and generally in those areas where doesn't arrived sufficient or uniform heat.

The number of vials to be used is in function of the viability of the sterilizer and the degree of reliability required; it is advisable to utilize 1-2 vials for sterilizers for laboratory, and use not less than 4-5 per sterilizers for industrial use.

NB The medium vials included in the package should not be placed in the sterilizer.

After the sterilization process recovers the vial disk.

Through the use of a sterile syringe, withdrawing, in condition of asepsis, the content, with a pink colour, in a vial of medium, not exposed to heat, and discharging it into the vial diskette recovered after the sterilization process.

Incubate the vial disk with the addition of medium at 35 ° C for 48 hours.

Used for control a vial disk, not used during the sterilization process, and then not exposed to heat, which was introduced the contents of a medium vial.

REAGENT

Vial disk: paper disks containing *Bacillus atrophæus* (*Bacillus subtilis* var. *niger*) ATCC 9372 in standardized quantity

Vial Medium: Liquid medium pink, and indicators.

RESULTS INTERPRETATION

The turning of indicator from pink to pale yellow and bacterial growth shows no sterilization. The sterilization process is done when have the maintenance of the original pink color and the absence of bacterial growth.

The control vial (containing the disk of paper, not exposed to heat and filled up with medium) shows a turning of medium from pink to yellow and turbidity of the same caused by bacterial growth.

WARNING

The vials of Steridry-test, showing growth of bacteria and turning of medium must be sterilized before being eliminated to avoid dispersion of spores into the environment.

STORAGE

Keep the Steridry-test at room temperature.

PACKAGING

CODE AT00200 (10 vials)

Vial disk 10
Vial medium 10 x 1 ml

CODE AT00210 (25 vials)

Vial disk 25
Vial medium 25 x 1 ml

REFERENCES

Biochim. Biophys. Acta, 62, 145, 1962.








Appl. Microbiol., 14, 732, 1966.

Principles and Methods of Sterilisation in health sciences, II ed., Perkins, J.J., Springfield, Illinois: Charles C. Thomas, 1969.

MANUFACTURER

LTA s.r.l.
Via Milano 15/F
20060 Bussero (Milan) ITALY
tel. ++39 02 95409034
fax. ++39 02 95334185
e-mail. info@ltaonline.it
website. http://www.ltaonline.it

SYMBOLS

-  Lot of manufacturing
-  Code number
-  Storage temperature interval
-  Expiration date (year – month)
-  Warning, read enclosed documents
-  Read the directions
-  Biological risk

Mod. 01.06 (ver. 1.3 – 26/06/2017)