

STERITEST-PLASMA

Biological indicator of sterilization process using hydrogen peroxide / gas plasma

TEST SUMMARY

Steritest-Plasma is a biological indicator made of a protective bag containing a steel disk inoculated with *Geobacillus stearothermophilus* ATCC 7953 spores in a standardized quantity.

The sterilizing agent passes through the protective bag acting on the population of spores inoculated on the disk.

At the end of the sterilization process the disk is transferred on the dedicated medium in order to verify actual sterility.

The used strain is not pathogenic and does not produce toxins.

Product in accordance with Italian Official Pharmacopeia and European Pharmacopeia.

METHOD OF USE

Before performing the sterilization process control, ensure that the protective bag containing the disk is intact.

To control the sterilization process put in the sterilizer a bag containing the steel disk without opening it and perform a normal sterilizing process.

Please Note: The vials containing the medium must not be put in the sterilizer.

To verify the effective sterilization, follow these instructions:

After the sterilization process take out the bag and using sterile tweezers, in asepsis condition, extract the disk e put it in a vial containing medium and plug it.

Incubate the vial at 55°C (the best temperature is between 55 and 60°C) for 24-48 hours, using as a control a vial containing medium in which a disk not submitted to sterilization has been added.

REAGENTS

Disk: steel disk inoculated with bacterial spores of *Geobacillus stearothermophilus* ATCC 7953, in standardized quantity.

Vial with medium colored specific liquid medium

INTERPRETATION OF RESULTS

The absence of strain growth with the original colour after the incubation indicates that sterilization has taken place.

The growth of strain with the turning of the colour to yellow indicates sterilization failure.

The control vial should become cloudy and the medium must change to yellow.

If the incubation of the vials is continued for more than 72 hours is possible to obtain a degeneration of yellow back to the original colour; in this case the reading of the result should be based only on the turbidity

WARNING

After use and before disposal sterilize in an autoclave or in some other way, the vials of Steritest-plasma that show bacterial growth and color change of medium , in order to avoid the dispersion of spores into the environment.

STORAGE

Store the Steritest-plasma at 4-30°C until the expiration date indicated on the package.

PACKAGING

CODE AT00650 (10 tests)

Disks	10
Vials containing medium	10 x 1 ml

REFERENCES

Brewer J.H., McLaughlin C.B. . Bact. Proc. Am. Soc. Micr., 54th General Meeting – Pitsburg, May 2-7-1954, pag. 28.

Brewer J.H., Mckayghlin C.B.: J. Pharm. Sc., 50, 171, 1961.

Developments in Biological Standardization vol. 23 – International Symposium on Sterilization and sterility testing of biological substances – Editors: R.H. Ragamey (Geneva), F.P. Gallardo (Madrid) and W. Hennesen (Marburg/Lahn).








Lena e coll.: Il farmaco, Ed. Pr., 32, 172, 1977.

USP 24.

MANUFACTURER

LTA s.r.l.
Via Milano 15/F
20060 Bussero (Milano) - Italy
tel. +39 02 95409034 - fax. +39 02 95334185
e-mail. info@LTAonline.it - website. www.LTAonline.it

SYMBOLS

	Manufacturing Lot
	Code number
	Storage temperature interval
	Expiration date (year – month)
	Warning, read enclosed documents
	Read the directions
	Biological risk